



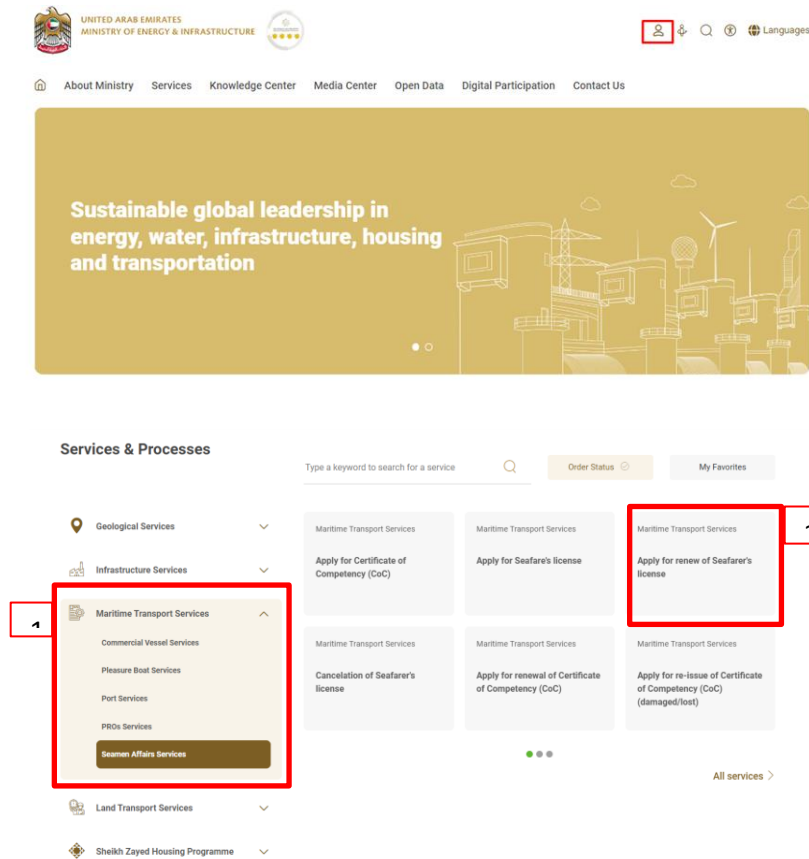
User Manual

Renewal of Seafarer's license

V 1.0

2023

1. Open MOEI website: <https://www.moei.gov.ae>
2. From the home page, go to Services Directory, choose the category “Land Transportation” Then select the Sub category “National transportation vehicle permits”. you can view the service Info or start the service immediately by clicking on Start Button



3. Then it will redirect you to the Login page, you can login using UAE PASS.

Sign in to your account

Sign in with UAE PASS

A single trusted digital identity for all citizens, residents and visitors.

For more information please check the user manual from [Here](#)

4. Search the License Number and Select .

Home / Service / Maritime Transport Services

Apply for renew of Seafarer's license

License No

Search

Apply for renew of Seafarer's license ↶ Back to Filter Panel

Filter Result (1)

License No	Seafarer Arabic Name	Seafarer English Name	Employer Name	Action
	This is a testing License	This is a testing License		<div style="border: 1px solid #ccc; border-radius: 5px; padding: 2px 5px; display: inline-block;">Select</div>

↶ Back to Filter Panel

5. Fill the application Information.

Apply for renew of Seafarer's license

SEAFARER INFORMATION

Registration Centre *
Please Select

Profession
Commander of Ship

Operation Area
Overseas

Name of Candidate in English
This is a testing License

Name of Candidate in Arabic
This is a testing License

Date of Birth
19/10/1984

Passport No *
This is a testing License

Passport Issue Place *
This is a testing License

Passport Issue Date *
01/12/2016

Passport Expiry Date *
31/12/2019

Emirates ID No
This is a testing License

Emirates ID Issue Date
11/12/2016

Emirates ID Expiry Date
31/12/2017

Nationality
India

Gender *
Male

Mobile No

83.33%
Form Completion

Save and Continue Later Next Cancel

Apply for renew of Seafarer's license

LICENSE INFO

Company Name *
000084 - Smart Vision For Information Systems

100%
Form Completion

Save and Continue Later Previous Next Cancel

Apply for renew of Seafarer's license

VESSEL INFO

All Company's Vessels

Vessel Name
All the company's vessels

Registration No

Port Of Registration

100%
Form Completion

Save and Continue Later Previous Next Cancel

6. Upload the needed documents.


7. Submit the request by click on “Submit“.


8. Fill the satisfaction survey about the eService, when the following pop-up shows up:


	Extremely Disagree	Disagree	Somewhat Disagree	Neutral	Somewhat Agree	Agree	Extremely Agree
Availability & accuracy of Service information	★	★	★	★	★	★	★
Ease of Service accessibility in the Smart Application	★	★	★	★	★	★	★
Ease & Simplicity of Service Application Steps	★	★	★	★	★	★	★
Ease and Variety of payment options	★	★	★	★	★	★	★
Possibility of Service Status Tracking	★	★	★	★	★	★	★
Service Completion time was reasonable & within my expectations	★	★	★	★	★	★	★
Smart Application efficiency (no delays or errors in app)	★	★	★	★	★	★	★
Availability of Online Support	★	★	★	★	★	★	★

9. After the application is approved by the ministry, you will receive the Certificate automatically via email. However, you can also view and download the certificate from the end user dashboard through Request Status boxes Or My Application:

a. Click on the My Application as shown in the image below

 Dashboard

 My Applications

 My Payments

 Notifications

 Welcome, Test User

b. for searching/filtering the requests based on Reference Number/Request Date/Service Name/Request Status:

My Applications

Services by Category

Maritime Transport Services

Service

Please Select

My Company

Please Select

Company PRO

Please Select

Application Status

Please Select

Keyword (Reference Number)

Use Date Range

Search **Reset Filters**